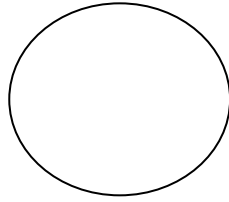
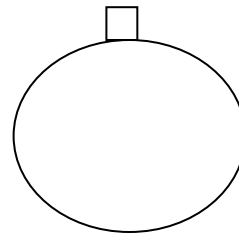


Follow these steps to draw your own Jack-o-lantern!


1. Draw an oval.




2. Draw a small square at the top for a stem.



3. Color the oval orange and the stem green.



4. Make Triangles for the eyes and nose.



5. Make a mouth for your pumpkin.

